

¡WORLD-WIDE NEW DEVELOPMENT!

CANELA CLS



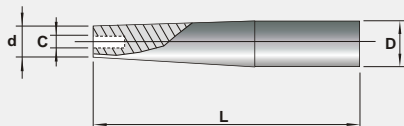
Extensions

CLS Extensions

(PATENT PENDING)



REF.	C	d	L	D
00.20.32.06	6	12	150	20
00.20.32.08	8	15	150	20
00.20.32.10	10	18	150	20
00.20.32.12	12	20	150	20



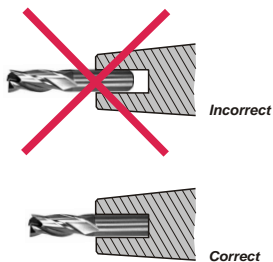
REF.		
00.20.32.06	5204	5201
00.20.32.08	5204	5201
00.20.32.10	5204	5201
00.20.32.12	5204	5201

Instructions

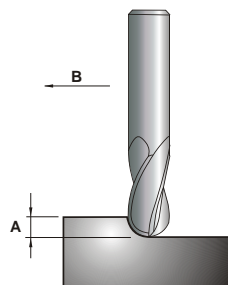


ATTENTION!

To obtain from CLS extensions a proper operation is very important to insert the end mill completely. CLS handle could get damaged due to a bad end mill position.



CUTTING CONDITIONS SUGGESTED



	A	B
Ø6	1.0	0,05 x Z
Ø8	1.0	0,05 x Z
Ø10	1.5	0,05 x Z
Ø12	1.5	0,05 x Z